

# Technical Manual

# JBL VRX932LA-1

## SPECIFICATIONS



### ACOUSTIC & ELECTRICAL SPECIFICATIONS:

- Nominal Impedance: Passive: 8 Ohms  
Bi-amp LF: 8 ohms  
Bi-amp HF: 8 ohms
- Power Rating: Continuous / Program / Peak  
Passive: 800W / 1600W / 3200W  
Bi-amp LF: 800W / 1600W / 3200W  
Bi-amp HF: 75W / 150W / 300W
- Freq. Response: 75 Hz - 20 kHz ( $\pm 3$  dB)
- Frequency Range: 57 Hz - 20 kHz (-10 dB)
- System Max. SPL: 130 dB SPL peak (passive mode)  
LF: 130 dB; HF: 139 dB
- System Sensitivity: 95 dB SPL (passive mode)  
(1 watt @ 1 meter)  
LF: 95 dB (Bi-amp mode)  
HF: 114 dB (Bi-amp mode)
- Input Connectors: Neutrik Speakon NL-4 (x2)
- Crossover Freq: 1.2 kHz

### SYSTEM COMPONENTS: (CONT'D)

- Low Frequency Transducers: 2262HPL, 305 mm (12 in) Differential Drive woofer with Neodymium magnet and dual voice coils, and dual magnetic gaps.
- DC Resistance: 5.1 ohms  $\pm$  10%
- High Frequency Transducer: (3) 2408J, 38 mm (1.5 in) voice coil, Neodymium Compression Driver
- DC Resistance: 8.9 ohms  $\pm$  0.2%
- Crossover Network: 364375-001

### AURAL SWEEP TEST SPECIFICATIONS:

- A. System Aural Sweep Test: 10.0V Input, 20 Hz to 20 kHz
- B. L.F. Aural Sweep Test: 10.0V Input, 20 Hz to 1 kHz
- C. H.F. Aural Sweep Test: 1.0V Input, 200 Hz to 1.5 kHz

### PHYSICAL SPECIFICATIONS:

- Enclosure Dimensions: 349 x 597 x 381 mm D  
(13.75 x 23.5 x 15.0 in. D)
- Net Weight: 46 lb (21 kg.)

### SYSTEM COMPONENTS:

- Cabinet: Enclosure (Not For Sale)
- Grille: 352282-001

### WARRANTY INFORMATION:

- Refer to Warranty Statement packed with each product.

## PACKAGE

Warranty 59660

Manual 353551-007

Carton 352380-001

Pad (2) 352379-001

Filler (1) 355108-001

Pkg, Microfoam (8) 49790P Sheets

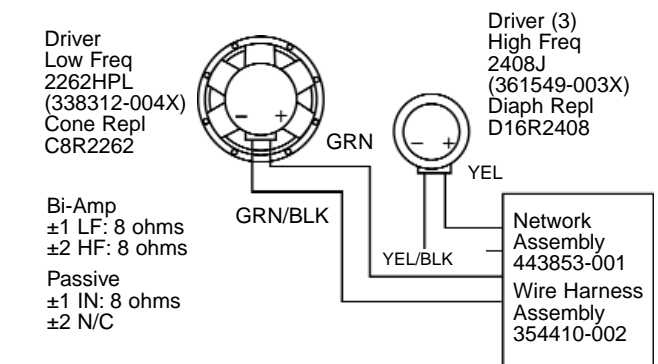
VRX-AF Array Frame Accessory

Filler 361091-001

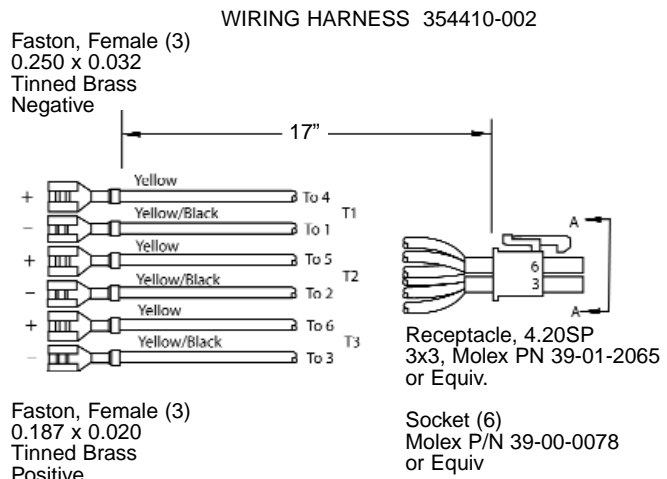
Carton 361094-001

Pad 361257-001

## WIRING DIAGRAM



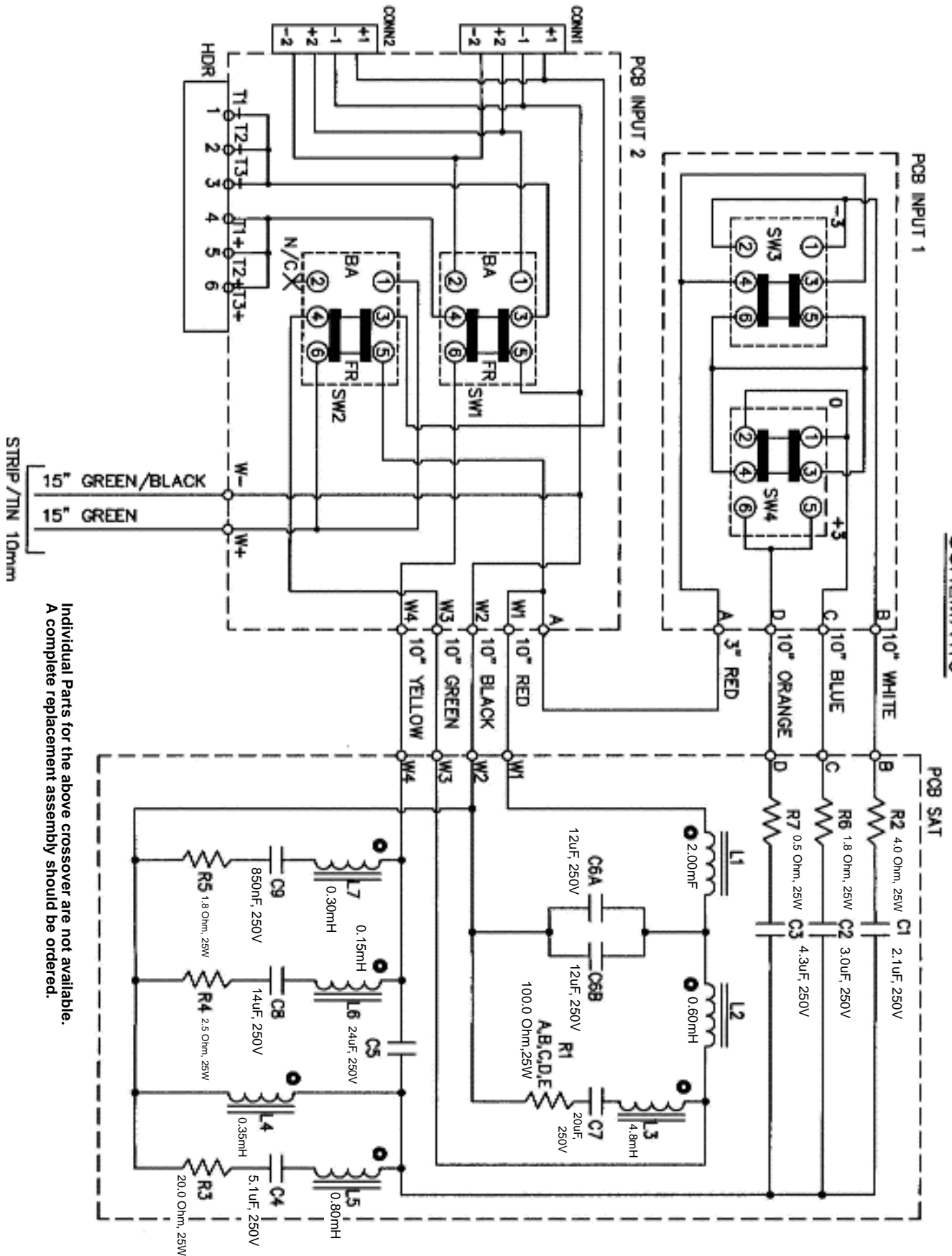
SEE NETWORK SCHEMATIC PAGE - 364375-001



# JBL VRX932LA-1

SCHEMATIC 443853-001

SCHEMATIC

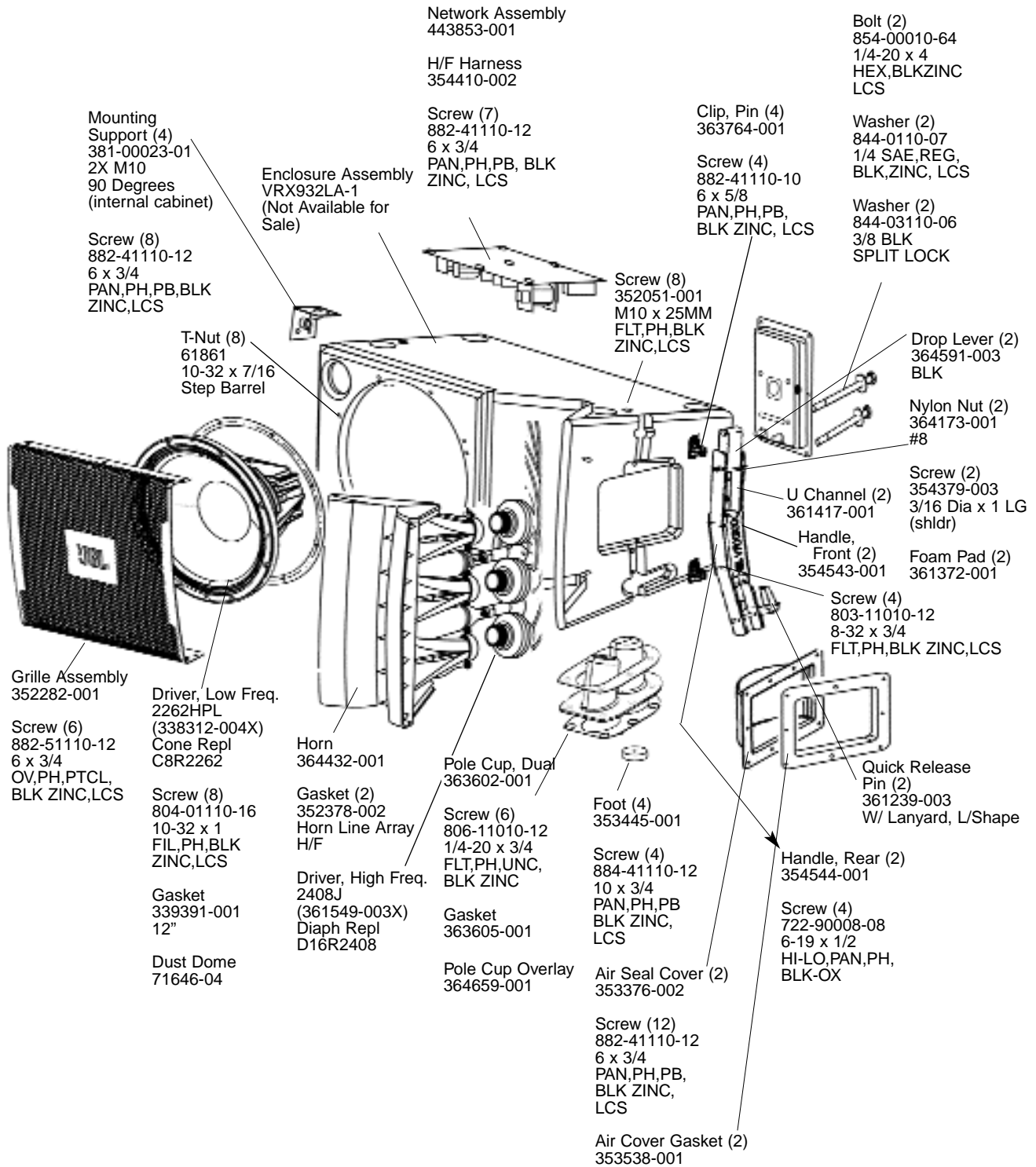


Individual Parts for the above crossover are not available.  
A complete replacement assembly should be ordered.

JBL VRX932LA-1

# JBL VRX932LA-1

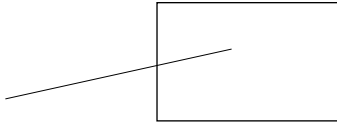
## COMPONENT EXPLODED VIEW



# JBL VRX-AF

## ARRAY FRAME ASSEMBLY

Manual  
353551-007



- 4" 1/4-20 bolts to horn — 5" — caution! You can break the horn at 60"/lbs, which is pretty easy with a ratchet (pull on the end of a 1' handle with 5 pounds). 35"/lbs = 2.9 ft/lbs.
- Screws to handle cup from outside of rigging frame — 16"/lbs. Current production is getting machine screw and keps nut on deviation (which could take much more torque), but when we switch to sheetmetal screw (which can be serviced without removing horn/grille), it will be sensitive (likely failure torque <30"/lbs)
- Woofer screws, typical 22"/lbs.
- M10 rigging screws — 40"/lbs minimum; don't forget the threadlock! Ditto the 1/4-20's on the pole mount (except no threadlock)

\*VRX Service Kit:  
Drop Level Black VRX932LA  
361319-001

Nut, Keps (2)  
832-30010-00  
Steel BLK ZINC  
and EM LUBE

Screw (Shldr) (2)  
354379-002  
3/16 DIA X 1 LG

